

Lesson Plans

NUMBERS

Lesson Title: One, Two Buckle my Shoe

Objectives: To introduce children to numbers 1 to 10.

Encourage children to use language to count different objects. E.g. One cat, two dogs, etc.

Materials:

Flashcards with pictures of numbers and different amounts of animals.

Photos for counting and pictures for teaching the rhyme.

Popsicle sticks, pompoms and any other objects you would use for counting.

A small whiteboard for each child.

Lesson:


- Begin the lesson by showing the children the flashcards of different numbers and different number animals.
- The children repeat the words after you.
- Use popsicle sticks, pompoms or any other object you have and let the children count them. Lay one stick on the floor and say, "one". Lay two sticks on the floor and say, "two". Etc.
- Do the activity on page 6. In the first activity, the children say how many of each number they can see and what colour they are. E.g. I see six blue number threes. In the second activity, the children colour the numbers as they wish. They then say what colour each number is and how many there are.
- Give each child a whiteboard and help them write the numbers on their whiteboards. Show the children the correct way to write each number.
- Using the flashcards, place six cards on the floor. Ask the children to name them. Then ask the children to close their eyes. Take one card away. The children open their eyes and have to say which number is missing.
- Actions and counting. Ask the children to jump five times and count to five as they jump. Repeat this with different numbers and actions.

Closing Activity

Teach the children the counting rhyme. Use the pictures on pages 7 to 9. Teach the actions and words.


Play a Memory Game using the number and animal flashcards.

one



In English with Debbie

one




In English with Debbie

two



In English with Debbie

two




In English with Debbie

three

3

In English with Debbie

three




In English with Debbie

four

4

In English with Debbie

four




In English with Debbie

five

5

In English with Debbie

five




In English with Debbie

six

6

In English with Debbie

six




In English with Debbie

seven

7

In English with Debbie

seven




In English with Debbie

eight

8

In English with Debbie

eight




In English with Debbie

nine

9

In English with Debbie

nine




In English with Debbie

ten

10

In English with Debbie


ten



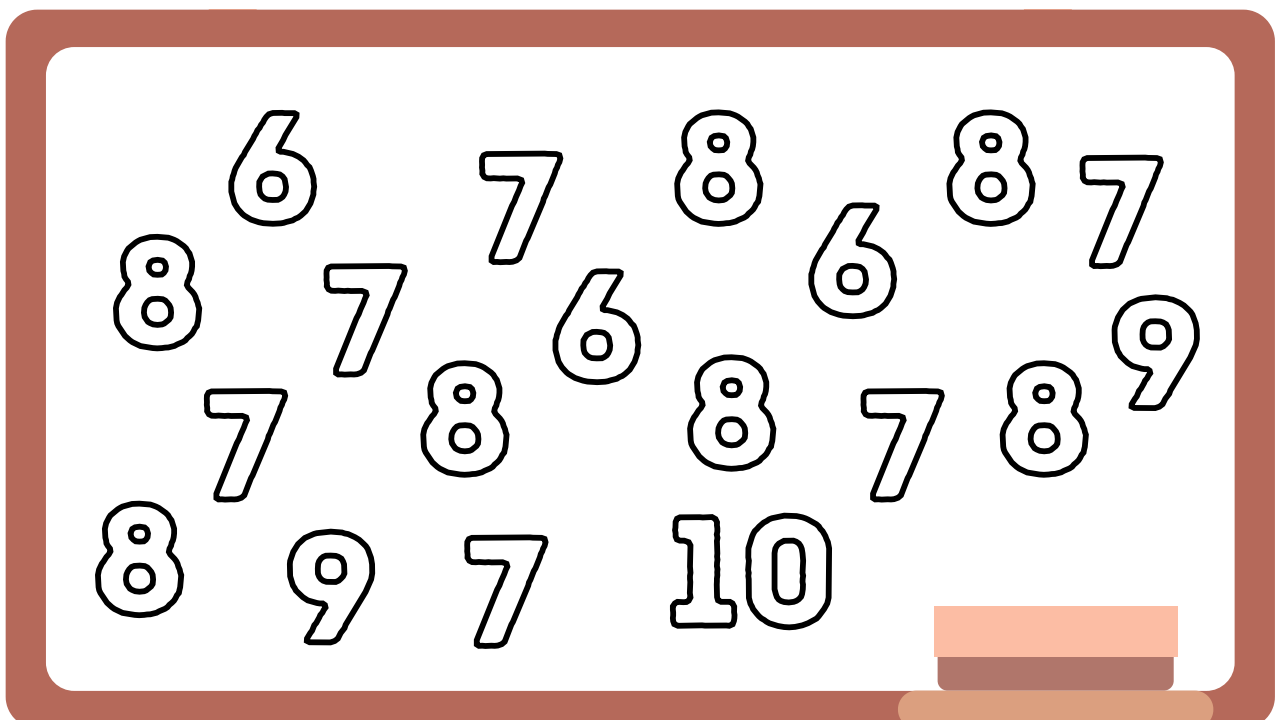
In English with Debbie

How many of each number can you see and what colour are they?

I can see 3 blue number fours.



Colour the numbers and repeat the activity.



One, two, buckle my shoe.



In English with Debbie

Three, four, knock on the door.




In English with Debbie

Five, six, pick up sticks.




In English with Debbie

Seven, eight, lay them straight.



In English with Debbie

Nine, ten, a big fat hen.



In English with Debbie

Actions for Rhyme.

- One, two, buckle my shoe.

Bend down and pretend to buckle your shoes.

- Three, four, knock on the door.

Pretend to knock on the door, or go to the door and knock on it.

- Five, six, pick up sticks.

Place some sticks on the floor and ask the children to pick them up.

- Seven, eight, lay them straight.

Each child lays their sticks in a straight line.

- Nine, ten, a big fat hen.

The children act out being 'a big fat hen'.